

PERMAWOOD

Foshan Multishades Group Co., Limited



Architectural


Wood Aluminum Systems

BRAND

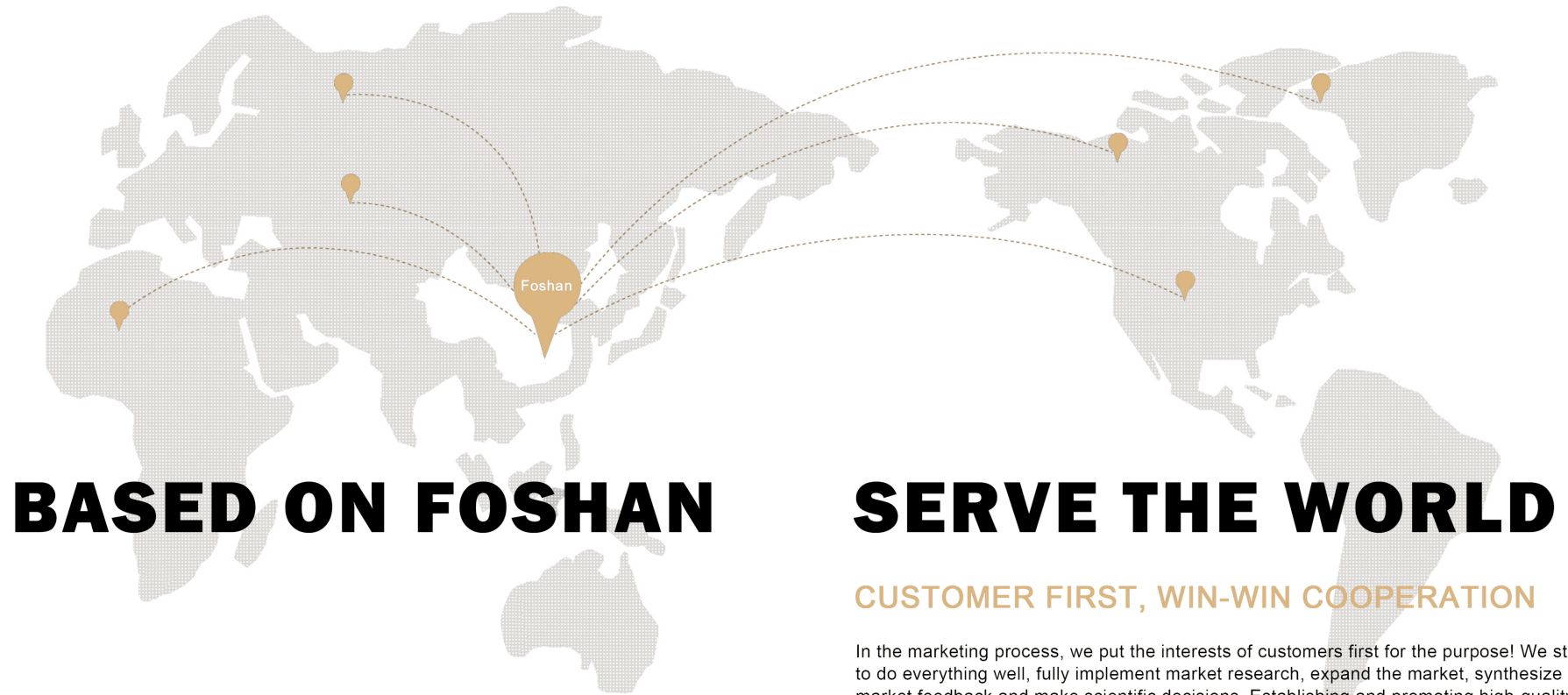
Create
a new height
of the industry
with brand

There is a height, which is the height of the soul. Doing business like being a person, mind and vision will affect the corporate world. The mind is an invisible world, which belongs to the inner power. It determines the height and width of the development of enterprises. We believe the only thing is expanding the heart, the horizon and the world!

There's also a height that's visible. Over the years, we have delivered perfect results for many urban projects. The speed of our development has become another level of the industry. From the projects, we can also see the height of our company's product requirements!



METICULOUS SERVICE



BASED ON FOSHAN

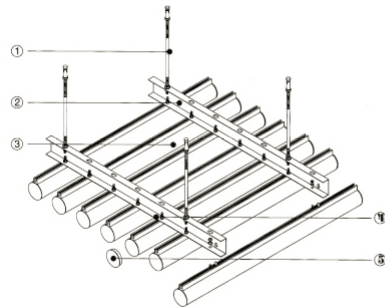
SERVE THE WORLD

CUSTOMER FIRST, WIN-WIN COOPERATION

In the marketing process, we put the interests of customers first for the purpose! We strive to do everything well, fully implement market research, expand the market, synthesize market feedback and make scientific decisions. Establishing and promoting high-quality brands provides customers with a perfect, healthy and stable marketing service network.

In the sales service, we always listen to and understand customers' needs. In case of abnormal customers' complaints, we'll immediately improve and solve them, also provide customers with more professional and all-round services.

Round Pipe Baffle Ceiling Series



O型圆管通透式天花板安装示意图
The drawing of installation of O-shaped ceiling

①M8吊杆 ②C槽铝条 ③圆型铝通 ④M6螺栓 ⑤圆型铝密封头盖
①M8 bar ②C-shaped groove carrier ③Circle-type aluminum bar
④M6 Screw ⑤Cover of circle-type aluminum bar

∅30、∅40、∅50、∅60、∅80、∅100

Round Pipe Baffle Ceiling Series

Model WLTH-18003	Thickness 0.8/0.9mm	Model WLTH-18002	Thickness 0.8/0.9/2.0mm	Model WLTH-18004	Thickness 0.7/0.9/1.0/1.2/1.4mm
Model WLTH-18005	Thickness 0.7/0.8/1.0mm	Model WLTH-18006	Thickness 0.7/0.9/1.0/1.2/1.3mm	Model WLTH-18173	Thickness 1.0mm
Model WLTH-18007	Thickness 0.8/0.9/1.0/1.2/1.9/2.0mm	Model WLTH-18008	Thickness 0.8/0.9/1.0/1.2mm	Model WLTH-18009	Thickness 0.9/1.2mm
Model WLTH-18010	Thickness 0.9/1.0mm	Model WLTH-18014	Thickness 0.9mm	Model WLTH-18012	Thickness 1.0mm
Model WLTH-18011	Thickness 1.0mm	Model QY-005-263	Thickness 1.0mm	Model WLTH-18220	Thickness 0.9mm

Round Pipe Baffle Ceiling Series

Model	Thickness	Model	Thickness	Model	Thickness
WLTH-18081	1.0mm	WLTH-18436	1.1mm	WLTH-18115	1.1/1.4mm
Model	Thickness	Model	Thickness	Model	Thickness
WLGY-18326	1.0/1.2mm	WLGY-18192	1.3mm	WLGY-211909	2.0mm

Water Drip Baffle Ceiling Series

Model	Thickness	Model	Thickness	Model	Thickness
WLTH-18426	0.9mm	WLTH-18013	0.8mm	QY-005-268	1.0mm
Model	Thickness	Model	Thickness	Model	Thickness
WLTH-18014	0.9mm	QY-005-268A	0.8mm	WLTH-18015	0.8mm
Model	Thickness	Model	Thickness	Model	Thickness
WLTH-18390	0.8mm	WLTH-18016	0.9mm	WLTH-18017	0.8/1.0mm
Model	Thickness	Model	Thickness	Model	Thickness
WLTH-18256	0.8mm	WLTH-18154	1.0mm	WLTH-18090	1.0mm
Model	Thickness	Model	Thickness	Model	Thickness
12525	1.1mm	WLTH-18308	1.3mm	WLTH-18280	1.3mm

Water Drip Baffle Ceiling Series

Model WLTH-18076	Thickness 1.3mm	Model WLTH-18463	Thickness 1.0mm	Model WLTH-18092	Thickness 1.3/1.5mm
Model 300Ω100	Thickness 2.0mm				

Bullet-baffle Ceiling Series

Model WLTH-18465	Thickness 1.0/1.2mm	Model WLTH-18505	Thickness 1.5mm	Model WLTH-18288	Thickness 0.9mm
Model WLTH-18113	Thickness 1.5mm	Model WLTH-18019	Thickness 1.0mm	Model WLTH-18062	Thickness 0.9mm
Model WLTH-18246	Thickness 0.8/2.0mm	Model WLGY-25028	Thickness 1.3mm	Model 005-305	Thickness 0.8mm
Model WLTH-18020	Thickness 0.9mm	Model WLTH-18408	Thickness 1.0mm	Model WLTH-18106	Thickness 1.0mm
Model WLTH-18102	Thickness 1.0mm	Model WLTH-18502	Thickness 1.2mm	Model WLTH-18474	Thickness 1.1mm

Bullet-baffle Ceiling Series

Model WLTH-18021	Thickness 1.1mm	Model WLTH-69712	Thickness 1.5mm	Model 18273	Thickness 1.2/1.5/1.8mm
Model WLTH-18215	Thickness 0.9mm	Model WLTH-18063	Thickness 1.0mm	Model WLTH-18064	Thickness 1.4/2.0mm
Model WLTH-18469	Thickness 1.1mm	Model WLTH-18174	Thickness 1.7mm	Model WLTH-69913	Thickness 1.5mm
Model WLTH-79171	Thickness 1.2mm				
Model	Thickness	Model	Thickness	Model	Thickness

Aluminum Profile Ceiling Series

10系列 					
Model WLTH-18163	Thickness 0.9mm	Model WLTH-18073	Thickness 0.8mm	Model LX369-200613	Thickness 1.6mm
15系列 					
Model WLTH-18153	Thickness 0.6mm	Model WLTH-18138	Thickness 0.9/1.85/2.0mm	Model WLTH-18197	Thickness 0.9/1.9mm
Model WLTH-18413	Thickness 1.2mm	Model WLG-69831	Thickness 2.0mm		
20系列 					
Model WLTH-18490	Thickness 1.8mm	Model WLTH-25011	Thickness 1.5mm	Model WLTH-18223	Thickness 0.9/1.2mm
Model WLTH-18022	Thickness 0.8mm	Model WLTH-18121	Thickness 0.7mm	Model WLTH-18072	Thickness 1.8mm
Model	Thickness	Model	Thickness	Model	Thickness

Aluminum Profile Ceiling Series

			Model	Thickness	Model	Thickness	Model	Thickness	
WLTH-18023	0.8/1.0mm	WLTH-18506	1.0mm	WLTH-18024	0.9mm				
			Model	Thickness	Model	Thickness	Model	Thickness	
WLTH-18388	1.0mm	WLTH-18294	1.2mm	WLTH-18507	1.2mm				
			Model	Thickness	Model	Thickness			
WLTH-18025	1.1mm	WLGY-18146	1.2mm						
25系列 			Model	Thickness	Model	Thickness	Model	Thickness	
WLTH-188516	0.8mm	WLTH-18235	1.0mm	WLTH-18078	08/09/1.0mm				
			Model	Thickness	Model	Thickness	Model	Thickness	
WLTH-18028	0.8/0.9mm	WLTH-18027	0.8mm	WLTH-18029	08/1.0mm				

Aluminum Profile Ceiling Series

			Model	Thickness	Model	Thickness	Model	Thickness
WLTH-18131	1.0mm	WLTH-18030	0.9/1.0/1.2mm	WLTH-18290	0.85mm			
			Model	Thickness	Model	Thickness	Model	Thickness
WLTH-18082	0.8/0.9/1.0mm	WLTH-18031	0.8/0.9/1.0/1.2/1.5/2.0mm	WLTH-18013	1mm			
			Model	Thickness	Model	Thickness	Model	Thickness
WLTH-18032	1.0/1.8mm	WLTH-18383	1.0/1.2mm	WLTH-18088	1.2/1.5/1.8mm			
			Model	Thickness	Model	Thickness	Model	Thickness
WLGY-79427	1.5mm	WLTH-69833	3.0mm	180x25	1.8mm			
			Model	Thickness	Model	Thickness	Model	Thickness
200x25	1.8mm	200x25B	2.0mm	300x25	3.0mm			

Aluminum Profile Ceiling Series

30系列					
			Model	Thickness	Model
WLTH-18532	1.9mm	WLGY-18167	0.8mm	WLTH-18033	0.5/0.7/1.0/2.0mm
			Model	Thickness	Model
WLTH-18034	0.6/0.8/1.1/1.5mm	WLTH-18375	1.3mm	WLTH-79070	1.5mm
			Model	Thickness	Model
WLTH-18108	0.8mm	005-70x30	0.9mm	WLTH-18126	0.8mm
			Model	Thickness	Model
WLTH-18035	0.7/0.8/0.9/1.0/1.2/1.4/1.9mm	WLTH-18148	1.0/2.0mm	WLTH-18077	1.0/2.0mm
			Model	Thickness	Model
WLTH-18275	0.8/1.1mm	WLTH-18141	0.8/1.0mm	WLTH-18142	1.0mm

Aluminum Profile Ceiling Series

			Model	Thickness	Model
WLTH-18418	1.0mm	WLTH-18065	1.2mm	WLTH-18391	1.2mm
			Model	Thickness	Model
WLTH-18274	0.7/0.8/1.0/1.2/1.5/2.0mm	WLTH-18193	0.9mm	WLTH-18109	1.0/1.2/1.5/1.9mm
			Model	Thickness	Model
WLTH-18366	1.1mm	WLTH-18376	1.4mm	WLTH-18368	1.3mm
			Model	Thickness	Model
WLTH-18210	1.5mm	WLTH-18266	1.4mm	WLTH-18087	1.1/1.2/1.5/1.9/2.5mm
			Model	Thickness	Model
Y005-200x30	1.5mm	215279	1.6/2.0mm	190893	2.3mm

Aluminum Profile Ceiling Series

			Model	Thickness	Model	Thickness	Model	Thickness
WLTH-18037	0.8mm	WLTH-18338	0.9mm	WLTH-18038	0.9/1.0/1.2/3.0mm			
			Model	Thickness	Model	Thickness	Model	Thickness
WLTH-18292	1.1/1.4mm	WLTH-18347	1.2mm	WLTH-18457	2.5mm			
			Model	Thickness	Model	Thickness	Model	Thickness
WLTH-18371	0.8/1.2mm	WLTH-18039	0.8/0.9/1.3mm	WLTH-18225	0.5/0.7mm			
			Model	Thickness	Model	Thickness	Model	Thickness
WLTH-18405	0.8mm	WLTH-18040	0.7/0.9/1.4mm	WLTH-18180	0.9/1.0mm			
			Model	Thickness	Model	Thickness	Model	Thickness
WLTH-18378	1.2mm	WLTH-18493	1.2mm	WLTH-18041	0.7/0.8/0.9/1.0/1.2/1.4/2.0mm			

Aluminum Profile Ceiling Series

			Model	Thickness	Model	Thickness	Model	Thickness
WLTH-18042	0.8mm	WLTH-18071	0.9mm	WLTH-18279	0.7mm			
			Model	Thickness	Model	Thickness	Model	Thickness
WLTH-18243	1.9mm	WLTH-18137	0.8/1.1/1.2/1.5/2.0mm	WLTH-18205	1.2mm			
			Model	Thickness	Model	Thickness	Model	Thickness
QY-005-314	1.0mm	WLTH-18184	1.2mm	WLTH-18417	1.2mm			
			Model	Thickness	Model	Thickness	Model	Thickness
WLTH-18044	1.0mm	WLTH-69658	1.0mm	WLTH-18045	1.0/1.2/1.4/1.9mm			
			Model	Thickness	Model	Thickness	Model	Thickness
WLTH-18200	1.4mm	WLG-69378	1.5mm	WLTH-18089	1.2/1.5/2.0mm			

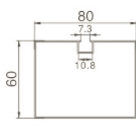
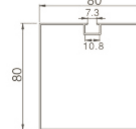
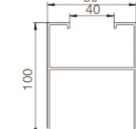
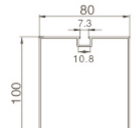
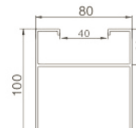
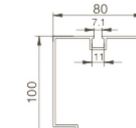
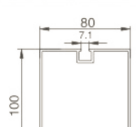
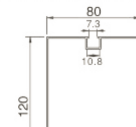
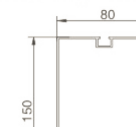
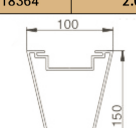
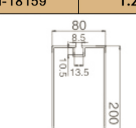
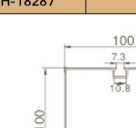
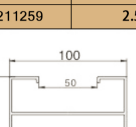
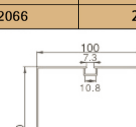
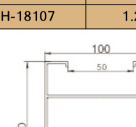
Aluminum Profile Ceiling Series

Model WLTH-18147	Thickness 2.5mm	Model 215278	Thickness 1.6/2.0mm	Model WLTH-212068	Thickness 1.9mm
Model WLTH-18329	Thickness 0.8mm	Model QY-005-329	Thickness 0.9mm	Model WLGY-25008	Thickness 1.9mm
Model WLTH-18487	Thickness 0.9mm	Model WLTH-18301	Thickness 1.1mm	Model WLTH-18053	Thickness 0.8/1.0/1.3/1.5mm
Model WLTH-18190	Thickness 0.8/1.0/1.2/1.4mm	Model WLTH-18262	Thickness 1.8mm	Model WLTH-18189	Thickness 1.2mm
Model WLTH-18403	Thickness 1.1mm	Model WLTH-18218	Thickness 1.0/1.2/1.4/1.8/2.0mm	Model WLGY-79385	Thickness 0.95mm

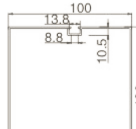
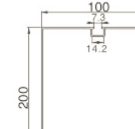
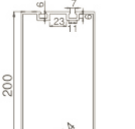
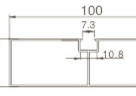
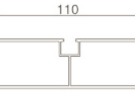
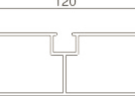
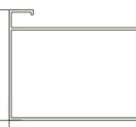
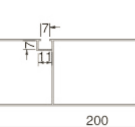
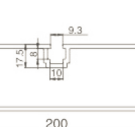
Aluminum Profile Ceiling Series

Model WLTH-18286	Thickness 0.85mm	Model WLTH-18091	Thickness 1.0/1.2/1.5mm	Model WLTH-18285	Thickness 1.2mm
Model WLTH-18214	Thickness 1.3mm	Model WLTH-18086	Thickness 1.5mm	Model WLTH-18509	Thickness 2.1mm
Model WLTH-18160	Thickness 0.8/0.85mm	Model 201172	Thickness 2.0mm	Model WLGY-25114	Thickness 0.9mm
Model WLTH-18201	Thickness 1.35mm	Model WLTH-18302	Thickness 1.0mm	Model WLTH-18345	Thickness 1.3mm
Model WLTH-18297	Thickness 1.6mm	Model WLTH-18054	Thickness 0.8mm	Model WLTH-18133	Thickness 0.9/1.0mm

Aluminum Profile Ceiling Series

					
Model WLTH-18165	Thickness 1.0mm	Model WLTH-18083	Thickness 1.0mm	Model WLTH-18228	Thickness 1.9mm
					
Model WLTH-18198	Thickness 1.0/1.2/1.5/2.0mm	Model WLTH-18164	Thickness 2.0mm	Model WLTH-18363	Thickness 2.0mm
					
Model WLTH-18364	Thickness 2.0mm	Model WLTH-18159	Thickness 1.2/1.4mm	Model WLTH-18287	Thickness 1.5mm
					
Model WLTH-211259	Thickness 2.5mm	Model 192066	Thickness 2.0mm	Model WLTH-18107	Thickness 1.2/1.4mm
					
Model WLTH-18166	Thickness 2.0mm	Model 213162	Thickness 1.8mm	Model 150X100B	Thickness 1.9mm

Aluminum Profile Ceiling Series

					
Model 182353	Thickness 1.85mm	Model 200X100	Thickness 2.0mm	Model 181619	Thickness 2.0mm
					
Model WLTH-18498	Thickness 1.0mm	Model WLTH-18374	Thickness 1.2mm	Model WLTH-18440	Thickness 1.4mm
					
Model WLTH-18336	Thickness 2.0mm	Model 200X50	Thickness 1.8mm	Model 210178	Thickness 3mm
Model	Thickness	Model	Thickness	Model	Thickness
Model	Thickness	Model	Thickness	Model	Thickness

Extrusion U-Shaped Aluminum Square Profile Ceiling Series

Model	Thickness	Model	Thickness	Model	Thickness
WLTH-18151	0.6mm	WLF-28247	1.5mm	WLF-28198	1.0mm
Model	Thickness	Model	Thickness	Model	Thickness
WLTH-28247	0.45mm	WLF-28248	0.8/1.5mm	WLF-28273	0.8/1.0mm
Model	Thickness	Model	Thickness	Model	Thickness
WLF-28150	0.8mm	WLF-28151	0.8mm	WLF-28161	1.0mm
Model	Thickness	Model	Thickness	Model	Thickness
WLF-28152	0.8mm	WLF-28238	0.8mm	WLF-18420	1.0mm
Model	Thickness	Model	Thickness	Model	Thickness
WLF-28154	0.8mm	WLF-69865	1.1mm	WLF-28155	0.8mm

Extrusion U-Shaped Aluminum Square Profile Ceiling Series

Model	Thickness	Model	Thickness	Model	Thickness
WLF-79186	1.5mm	WLTH-18199	1.9mm	WLF-28156	0.8mm
Model	Thickness	Model	Thickness	Model	Thickness
WLF-28157	0.8mm	WLTH-18248	0.9mm	WLF-28158	0.8mm
Model	Thickness	Model	Thickness	Model	Thickness
WLF-28159	0.9mm	WLTH-18194	1.2/1.9mm	WLTH-18421	0.9mm
Model	Thickness	Model	Thickness	Model	Thickness
WLF-28285	0.9/1.1mm	WLF-28384	1.1mm	WLTH-18419	1.2mm
Model	Thickness	Model	Thickness	Model	Thickness
WLTH-18360	1.8mm	WLF-79242	1.2mm		

Cover Series

Model	Thickness	Model	Thickness	Model	Thickness
WLTH-18150	1.2mm	WLTH-18055	1.2mm	WLTH-18056	1.2mm
Model	Thickness	Model	Thickness	Model	Thickness
WLTH-18057	1.2mm	QY-005-270	1.2mm	WLTH-18058	1.2mm
Model	Thickness	Model	Thickness	Model	Thickness
WLTH-18059	1.2mm	WLTH-18370	1.2mm	WLTH-18157	1.2mm
Model	Thickness	Model	Thickness	Model	Thickness
WLTH-18176	1.2mm	WLGY-25107	1.2mm	WLTH-18168	1.2mm
Model	Thickness	Model	Thickness	Model	Thickness
WLTH-18156	1.2mm	WLTH-18156	1.2mm	WLGY-18155	1.2mm

Waved Aluminum Baffle Ceiling Series

Model	Thickness	Assembly Detail	Visible
WLGY-69937	1.1mm		100mm
Model	Thickness	Assembly Detail	Visible
WLGY-69400	1.2mm		120mm
Model	Thickness	Assembly Detail	Visible
WLGY-79480	1.3mm		132mm
Model	Thickness	Assembly Detail	Visible
WLGY-79485	1.2mm		
Model	Thickness	Assembly Detail	Visible
WLGY-69773	6.0mm		120mm

Waved Aluminum Baffle Ceiling Series

Model	Thickness	Assembly Detail	Visible
WLGY-69445	1.5mm		100mm
Model	Thickness	Assembly Detail	Visible
WLGY-69589	1.3mm		120mm
Model	Thickness	Assembly Detail	Visible
WLGY-79233	1.5mm		
Model	Thickness	Assembly Detail	Visible
WLGY-79151	1.15mm		120mm
Model	Thickness	Assembly Detail	Visible
WLGY-68005	2.0mm		150mm

Waved Aluminum Baffle Ceiling Series

Model	Thickness	Assembly Detail	Visible
WLGY-69665	1.9mm		130mm
Model	Thickness	Assembly Detail	Visible
WLGY-69887	1.2mm		120mm
Model	Thickness	Assembly Detail	Visible
WLGY-68088	1.5mm		44mm
Model	Thickness	Assembly Detail	Visible
WLGY-68089	1.3/1.5mm		110mm
Model	Thickness	Assembly Detail	Exposed Surface
WLGY-68090	1.5mm		22mm

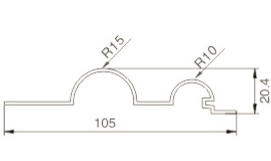
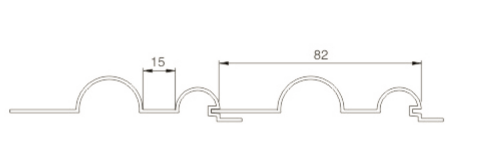
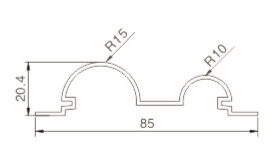
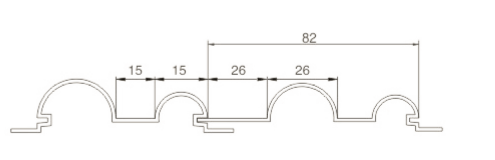
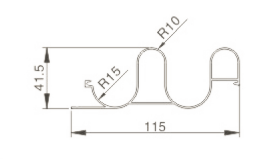
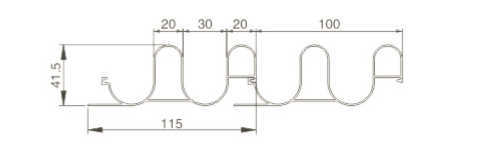
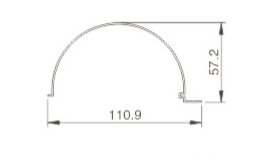
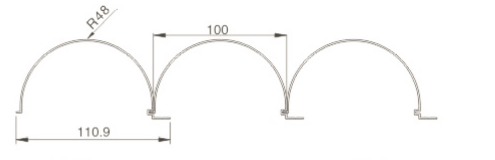
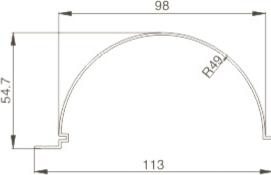
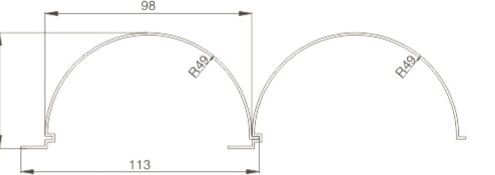
Waved Aluminum Baffle Ceiling Series

Model	Thickness	Assembly Detail	Visible
WLGY-68091	1.5mm		22mm
Model	Thickness	Assembly Detail	Visible
WLGY-69680	0.9mm		96mm
Model	Thickness	Assembly Detail	Visible
WLGY-58084	1.5mm		120mm
Model	Thickness	Assembly Detail	Visible
WLGY-69726	2.0mm		110mm
Model	Thickness	Assembly Detail	Exposed Surface
WLGY-69850	2.0mm		120mm

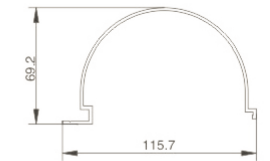
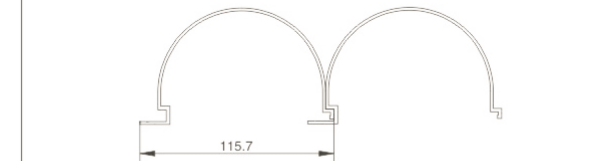
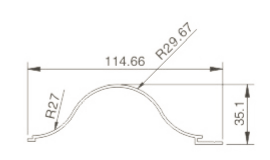
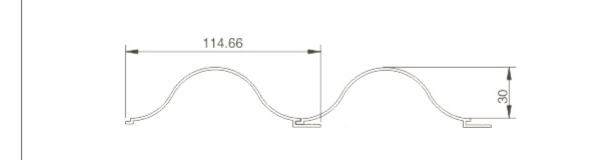
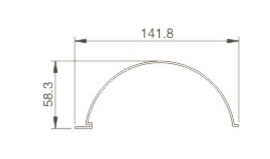

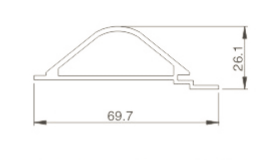
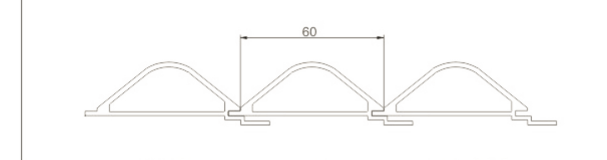
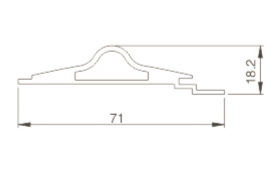
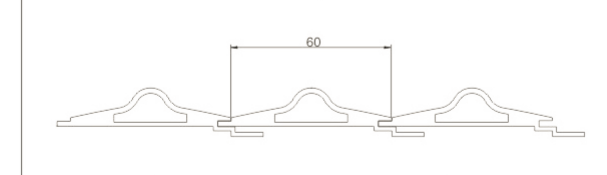
Waved Aluminum Baffle Ceiling Series

Model	Thickness	Assembly Detail	Visible		
WLGY-35006	2.0mm		200mm		
Model	Thickness	Assembly Detail	Visible		
45011	3.0mm		193mm		
Model	Thickness	Assembly Detail	Visible		
WLGY-68136	1.6mm		81.5mm		
Model	Thickness	Model	Thickness	Assembly Detail	Visible
WLGY-68100	1.3mm	WLGY-69572	1.3mm	90 Corner	120mm
Model	Thickness	Assembly Detail	Visible		
WLGY-79152	1.3mm		120mm		

Waved Aluminum Baffle Ceiling Series

			
Model WLGY-68156	Thickness 1.4mm	Assembly Detail	Visible 82mm
			
Model WLGY-68157	Thickness 1.4mm	Assembly Detail	Visible 82mm
			
Model WLGY-69941	Thickness 1.0/1.9/2.5mm	Assembly Detail	Visible 100mm
			
Model WLGY-79150	Thickness 1.1mm	Assembly Detail	Visible 100mm
			
Model WLGY-79184	Thickness 1.1mm	Assembly Detail	Visible 98mm

Waved Aluminum Baffle Ceiling Series

			
Model WLGY-79430	Thickness	Assembly Detail	Visible
			
Model WLGY-69930	Thickness 1.5mm	Assembly Detail	Visible 130mm
			
Model WLGY-69725	Thickness 1.5mm	Assembly Detail	Visible 130mm
			
Model WLGY-69250	Thickness 1.6mm	Assembly Detail	Visible 60mm
			
Model WLGY-69251	Thickness 1.6mm	Assembly Detail	Visible 60mm

Waved Aluminum Baffle Ceiling Series

Model	Thickness	Assembly Detail	Visible
WLGY-79452	2.5mm		147mm
Model	Thickness	Assembly Detail	Visible
WLGY-69936	2.0mm		150mm
Model	Thickness	Assembly Detail	Visible
WLGY-79510	1.5mm		
Model	Thickness	Assembly Detail	Visible
WLGY-69922	3.0mm		150mm
Model	Thickness	Assembly Detail	Visible
WLGY-69921	3.0mm		150mm

Waved Aluminum Baffle Ceiling Series

Model	Thickness	Model	Thickness	Model	Thickness
WLGY-58497	1.85mm	WLGY-58456	1.85mm	WLGY-58496	1.85mm
			Visible		
Model	Thickness	Model	Thickness	Model	Thickness
WLGY-68187	2.3mm	WLGY-68188	2.3mm	WLGY-68189	2.3mm
			Visible		
Model	Thickness	Model	Thickness	Model	Thickness
WLGY-69852	1.35mm	WLGY-69853	1.35mm	WLGY-69854	1.35mm

Waved Aluminum Baffle Ceiling Series

Assembly Detail			Visible		
Model	Thickness	Model	Thickness	Model	Thickness
WLG-69884	1.5mm	WLG-69885	1.5mm	WLG-69886	1.5mm
Assembly Detail			Visible		
Model	Thickness	Assembly Detail		Exposed Surface	
WLG-69905	1.2mm			100mm	
Model	Thickness	Assembly Detail		Visible	
WLG-69998	1.0mm			90mm	

Waved Aluminum Baffle Ceiling Series

Model	Thickness	Assembly Detail	
WLG-58445	1.5mm		
Model	Thickness	Assembly Detail	
WLG-15111			
Model	Thickness	Assembly Detail	
WLG-58028	0.7mm		
Model	Thickness	Assembly Detail	
WLG-69778	1.2mm		
Model	Thickness	Assembly Detail	
WLG-68324	1.2mm		
		Visible	
		100mm	

Waved Aluminum Baffle Ceiling Series

Model	Thickness	Assembly Detail	Visible
WLGY-69999	1.5mm		100mm
Model	Thickness	Assembly Detail	Visible
WLGY-79158	1.8mm		120mm
Model	Thickness	Assembly Detail	Visible
WLGY-69631	2.0mm		150mm
Model	Thickness	Assembly Detail	Visible
WLGY-69877	2.0mm		150mm
Model	Thickness	Assembly Detail	Visible
WLGY-69715	1.2mm		90mm

Waved Aluminum Baffle Ceiling Series

Model	Thickness	Assembly Detail	Visible
WLGY-00988	2.0mm		250mm
Model	Thickness	Model	Thickness
WLGY-79164	1.15mm	WLGY-79163	1.15mm
Model	Thickness	Model	Thickness
WLGY-79164	1.15mm	WLGY-79163	1.15mm
Model	Thickness	Model	Thickness
WLGY-79167	1.2mm	WLGY-79166	1.2mm
Model	Thickness	Model	Thickness
WLGY-79167	1.2mm	WLGY-79166	1.2mm
Model	Thickness	Model	Thickness
WLGY-79167	1.2mm	WLGY-79166	1.2mm

Waved Aluminum Baffle Ceiling Series

Model	Thickness	Assembly Detail		Exposed Surface
WLG-69798	1.5mm			150mm
Model	Thickness	Assembly Detail		Exposed Surface
WLG-69735	2.0mm			105mm
Model	Thickness	Assembly Detail		Exposed Surface
WLG-79397	1.4mm			150mm
Model	Thickness	Model	Thickness	Exposed Surface
WLG-79464	1.0mm	WLG-79465	1.4mm	
Model	Thickness	Assembly Detail		Exposed Surface
WLG-69803	1.35mm			132mm

Waved Aluminum Baffle Ceiling Series

Model	Thickness	Model	Thickness	Exposed Surface
WLG-79210	1.0mm	WLG-79211	1.0mm	125mm
Model	Thickness	Assembly Detail		Exposed Surface
WLG-69648	1.8mm			112mm
Model	Thickness	Assembly Detail		Exposed Surface
WLG-69804	1.35mm			125mm
Model	Thickness	Assembly Detail		Exposed Surface
WLG-202731	1.8mm			180mm
Model	Thickness	Assembly Detail		Exposed Surface
TW-028	1.7mm			200mm

Waved Aluminum Baffle Ceiling Series

Model	Thickness	Assembly Detail	Visible
LX369-210837	2.8mm		210mm
Model	Thickness	Assembly Detail	Visible
WLYG-211595	2.21mm		
Model	Thickness	Assembly Detail	Visible
WLYG-45098	2.9mm		300mm
Model	Thickness	Assembly Detail	Visible
WLYG-45099	2.9mm		300mm
Model	Thickness	Assembly Detail	Visible

Waved Aluminum Baffle Ceiling Series

Model	Thickness	Model	Thickness	Model	Thickness
DH88210	2.0mm	DH88211	2.0mm	DH88212	2.0mm
Model	Thickness	Model	Thickness	Model	Thickness
DH88220	2.0mm	DH88213	2.0mm	DH88214	2.0mm
Model	Thickness	Model	Thickness	Model	Thickness
DH88216	2.0mm	DH88215	2.0mm		
Assembly Detail			Visible		

Waved Aluminum Baffle Ceiling Series

Model DH88230	Thickness 2.0mm	Model DH88232	Thickness 2.0mm	Model DH88231	Thickness 2.0mm
Model DH88233	Thickness 2.0mm	Model DH88234	Thickness 2.0mm	Model DH88235	Thickness 2.0mm
Model DH88236	Thickness 2.0mm				
			Visible		
Assembly Detail			Visible		

Waved Aluminum Baffle Ceiling Series

Model DH88201	Thickness 1.8mm	Model DH88202	Thickness 1.8mm	Model DH88203	Thickness 1.8mm
Model DH88204	Thickness 1.8mm	Model DH88205	Thickness 1.8mm	Model DH88206	Thickness 1.8mm
Model DH88207	Thickness 1.8mm				
			Visible		
Assembly Detail			Visible		



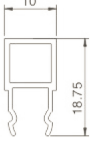


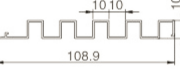
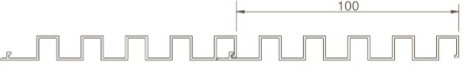
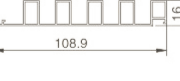

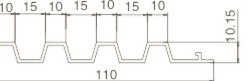

Waved Aluminum Baffle Ceiling Series

Model	Thickness	Model	Thickness	Model	Thickness
WLGY-79243	1.5mm	WLGY-79244	1.5mm	WLGY-79245	1.5mm
Model	Thickness	Model	Thickness	Model	Thickness
WLGY-79246	1.5mm	WLGY-79247	1.5mm	WLGY-79248	1.5mm
Model	Thickness	Model	Thickness	Model	Thickness
WLGY-79249	1.5mm	WLGY-79250	1.5mm	WLGY-79251	1.5mm
Model	Thickness				
WLGY-79252	1.5mm				
Model	Thickness	Assembly Detail			
WLGY-79253	1.5mm				

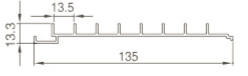
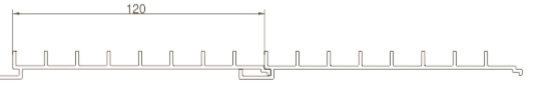
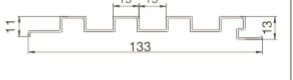
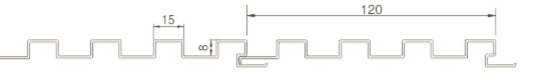

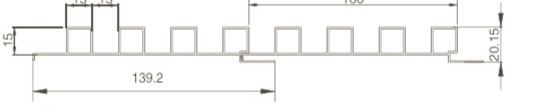
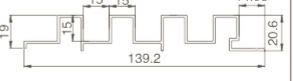
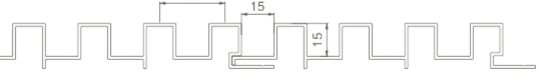
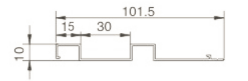
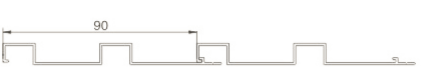
Great Wall Aluminum Baffle Series

Model	Thickness	Model	Thickness	Model	Thickness
DH88101	1.5mm	DH88102	1.5mm	DH88103	1.5mm
Model	Thickness	Model	Thickness	Model	Thickness
DH88104	1.5mm	DH88105	1.5mm	DH88106	1.5mm
Model	Thickness	Model	Thickness	Model	Thickness
DH88107	1.5mm	DH88108	1.5mm		
Assembly Detail					
		Visible			

Great Wall Aluminum Baffle Series

				
Model	Thickness	Assembly Detail	Visible	
WLGY-79357	3mm		100mm	
				
Model	Thickness	Model	Thickness	Assembly Detail
WLGY-79228	1.0mm	WLGY-79229	1.0mm	100mm
				
Model	Thickness	Assembly Detail	Visible	
WLGY-68314	1.0mm		120mm	
				
Model	Thickness	Assembly Detail	Visible	
WLGY-79109	1.0mm		100mm	
				
Model	Thickness	Assembly Detail	Visible	
WLGY-69643	1.5mm		100mm	

Great Wall Aluminum Baffle Series

			
Model	Thickness	Assembly Detail	Visible
WLGY-58214	1.5mm		120mm
			
Model	Thickness	Assembly Detail	Visible
WLGY-58148	1.0mm		120mm
			
Model	Thickness	Assembly Detail	Visible
WLGY-68129	0.9mm		120mm
			
Model	Thickness	Assembly Detail	Visible
WLGY-69898	1.2/1.3mm		120mm
			
Model	Thickness	Assembly Detail	Visible
WLGY-69208	1.0mm		90mm

Great Wall Aluminum Baffle Series

Model	Thickness	Assembly Detail	Visible
WLGY-79153	1.5mm		80mm
Model	Thickness	Assembly Detail	Visible
WLGY-58363	1.0mm		132mm
Model	Thickness	Assembly Detail	Visible
WLGY-69714	0.8/0.9mm		80mm
Model	Thickness	Assembly Detail	Visible
WLGY-69265	1.2mm		120mm
Model	Thickness	Assembly Detail	Visible
WLGY-69977	1.0mm		40mm

Great Wall Aluminum Baffle Series

Model	Thickness	Model	Thickness	Model	Thickness
WLGY-69748	1.4mm	WLGY-69749	1.4mm	WLGY-69750	1.4mm
Assembly Detail			Visible		
Model	Thickness	Assembly Detail	Visible		
WLGY-69211	0.8mm		100mm		
Model	Thickness	Assembly Detail	Visible		
WLGY-79425	0.9mm		100mm		
Model	Thickness	Assembly Detail	Visible		
WLGY-69856	1.0mm		90mm		

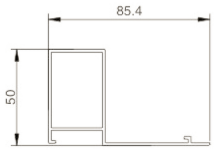
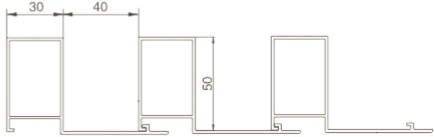
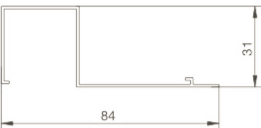
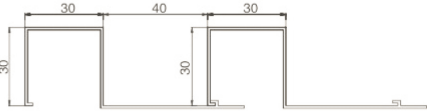
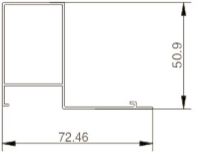
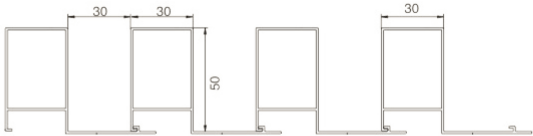
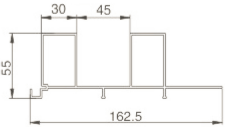
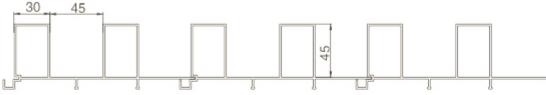
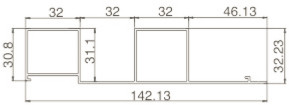

Great Wall Aluminum Baffle Series

Model	Thickness	Assembly Detail	Visible
WLGY-68153	0.9mm		40mm
Model	Thickness	Assembly Detail	Visible
WLGY-69598	1.35mm		100mm
Model	Thickness	Assembly Detail	Visible
WLGY-79347	1.2mm		100mm
Model	Thickness	Assembly Detail	Visible
WLGY-58502	1.0mm		70mm
Model	Thickness	Assembly Detail	Visible
WLGY-79240	1.2mm		80mm

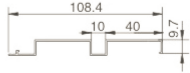

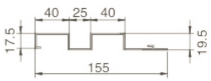





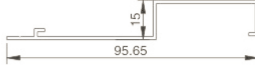
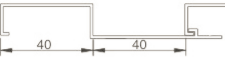
Great Wall Aluminum Baffle Series

Model	Thickness	Assembly Detail	Visible
WLGY-79470	0.8mm		
Model	Thickness	Assembly Detail	Visible
WLGY-58263	1.1mm		75mm
Model	Thickness	Assembly Detail	Visible
WLGY-79201	1.35mm		120mm
Model	Thickness	Assembly Detail	Visible
WLGY-69056	0.85mm		60mm
Model	Thickness	Assembly Detail	Visible
WLGY-79503	0.9mm		120mm

Great Wall Aluminum Baffle Series

			
Model	Thickness	Assembly Detail	Visible
WLGY-69256	1.5mm		70mm
			
Model	Thickness	Assembly Detail	Visible
WLGY-79469	1.0mm		60mm
			
Model	Thickness	Assembly Detail	Visible
WLGY-58053	1.0/1.5mm		60mm
			
Model	Thickness	Assembly Detail	Visible
WLGY-69003	1.5mm		150mm
			
Model	Thickness	Assembly Detail	Visible
WLGY-79503	1.2mm		

Great Wall Aluminum Baffle Series

			
Model	Thickness	Assembly Detail	Visible
WLGY-69174	1.0mm		100mm
			
Model	Thickness	Assembly Detail	Visible
WLGY-69581	1.5mm		130mm
			
Model	Thickness	Assembly Detail	Visible
WLGY-58087	1.5mm		120mm
			
Model	Thickness	Assembly Detail	Visible
WLGY-69313	2.4mm		120mm
			
Model	Thickness	Assembly Detail	Visible
WLGY-69903	1.2mm		80mm

Great Wall Aluminum Baffle Series

Model	Thickness	Assembly Detail	Visible
WLGY-69077	2.0mm		50mm
Model	Thickness	Assembly Detail	Visible
WLGY-69401	1.2mm		60mm
Model	Thickness	Assembly Detail	Visible
WLGY-69255	1.8mm		120mm
Model	Thickness	Assembly Detail	Visible
WLGY-79336	2.5mm		120mm
Model	Thickness	Assembly Detail	Visible
WLGY-69741	0.9mm		80mm

Great Wall Aluminum Baffle Series

Model	Thickness	Assembly Detail	Visible
WLGY-79331	1.5mm		100mm
Model	Thickness	Assembly Detail	Visible
WLGY-69206	0.9mm		80mm
Model	Thickness	Assembly Detail	Visible
WLGY-68155	1.0mm		60mm
Model	Thickness	Assembly Detail	Visible
WLGY-68154	1.0mm		80mm
Model	Thickness	Assembly Detail	Visible
WLGY-69552	1.2/1.9mm		100mm

Great Wall Aluminum Baffle Series

Model	Thickness	Assembly Detail	Visible
WLGY-45052	2.9mm		300mm
Model	Thickness	Assembly Detail	Visible
WLGY-69218	1.4mm		100mm
Model	Thickness	Assembly Detail	Visible
WLGY-69717	1.2mm		110mm
Model	Thickness	Assembly Detail	Visible
WLGY-58564	1.5mm		150mm
Model	Thickness	Assembly Detail	Visible
WLGY-58489	1.5mm		150mm

Great Wall Aluminum Baffle Series

Model	Thickness	Assembly Detail	Visible
WLGY-58118	1.35mm		85mm
Model	Thickness	Assembly Detail	Visible
WLGY-69895	1.2mm		80mm
Model	Thickness	Assembly Detail	Visible
WLGY-79061	2.35mm		100mm
Model	Thickness	Assembly Detail	Visible
WLGY-69793	2.5mm		100mm
Model	Thickness	Assembly Detail	Visible
WLGY-69238	0.9mm		83mm

Great Wall Aluminum Baffle Series

Model	Thickness	Assembly Detail	Visible
WLGY-69079	2.0mm		100mm
Model	Thickness	Assembly Detail	Visible
WLGY-69078	2.0mm		100mm
Model	Thickness	Assembly Detail	Visible
WLGY-58006	1.05mm		110mm
Model	Thickness	Assembly Detail	Visible
WLGY-58241	1.5mm		140mm
Model	Thickness	Assembly Detail	Visible
WLGY-69923	1.0mm		100mm

Great Wall Aluminum Baffle Series

Model	Thickness	Assembly Detail	Visible
WLGY-69058	1.85mm		110mm
Model	Thickness	Assembly Detail	Visible
WLGY-69488	1.3mm		150mm
Model	Thickness	Assembly Detail	Visible
WLGY-69080	2.0mm		150mm
Model	Thickness	Assembly Detail	Visible
WLGY-69775	1.8mm		150mm
Model	Thickness	Assembly Detail	Visible
WLGY-69081	2.0mm		163mm

Great Wall Aluminum Baffle Series

Model	Thickness	Assembly Detail	Visible
LX369-200573	2.2mm		220mm
Model	Thickness	Assembly Detail	Visible
LX369-192885	3.0mm		200mm
Model	Thickness	Assembly Detail	Visible
210X60	2.0mm		210mm
Model	Thickness	Assembly Detail	Visible
Model	Thickness	Assembly Detail	Visible

Triangle Aluminum Profile Series

Model	Thickness	Model	Thickness	Model	Thickness
WLG-68092	1.5mm	WLG-68093	1.5mm	WLG-68094	1.5mm
Model	Thickness	Model	Thickness	Model	Thickness
WLG-68095	1.5mm	WLG-68096	1.5mm	WLG-68502	1.7mm
Assembly Detail			Visible		

Triangle Aluminum Profile Series

Model	Thickness	Model	Thickness	Model	Thickness
WLGY-58120	1.7mm	WLGY-58121	1.7mm	WLGY-58127	1.7mm
Model	Thickness	Model	Thickness	Model	Thickness
WLGY-58128	1.7mm	WLGY-58129	1.7mm	WLGY-58130	1.7mm
Assembly Detail			Visible		

Triangle Aluminum Profile Series

Model	Thickness	Assembly Detail	Visible		
WLGY-69982	1.0mm		130mm		
Model	Thickness	Assembly Detail	Visible		
WLGY-79161	1.2mm		100mm		
Model	Thickness	Assembly Detail	Visible		
WLGY-69976	1.5mm		130mm		
Model	Thickness	Model	Thickness	Model	Thickness
WLGY-69978	1.4mm	WLGY-69979	0.6/1.0mm		
Model	Thickness	Assembly Detail	Visible		
WLGY-15108	2.0mm		120mm		

Triangle Aluminum Profile Series

Model	Thickness	Model	Thickness	Model	Thickness
WLGY-79212	1.6mm	WLGY-79214	1.6mm	WLGY-79213	1.6mm
Assembly Detail			Visible		
			80mm		
Model	Thickness	Assembly Detail		Visible	
WLGY-69533	1.7mm			120mm	
Model	Thickness	Assembly Detail		Visible	
WLGY-69297	2.5mm			120mm	
Model	Thickness	Assembly Detail		Visible	
WLGY-69537	1.5mm			120mm	

Triangle Aluminum Profile Series

Model	Thickness	Model	Thickness	Assembly Detail	Visible
WLGY-79217	1.5mm	WLGY-79218	1.5mm		
Model	Thickness	Model	Thickness	Assembly Detail	Visible
WLGY-79401	1.5mm	WLGY-79402	1.5mm		
Model	Thickness	Model	Thickness	Assembly Detail	Visible
WLGY-79516	1.5mm	WLGY-79517	1.5mm		
Model	Thickness	Assembly Detail		Visible	
WLGY-69677	1.5mm				
Model	Thickness	Assembly Detail		Visible	
WLGY-69647	1.3mm			75mm	

Triangle Aluminum Profile Series

Model	Thickness	Assembly Detail	Visible		
WLGY-69737	1.6mm		80mm		
Model	Thickness	Model	Thickness	Assembly Detail	Visible
WLGY-69678	1.5mm	WLGY-69679	1.5mm	Can Be Made In Two Colors	100mm
Model	Thickness	Assembly Detail	Visible		
WLGY-69891	1.2mm		80mm		
Model	Thickness	Assembly Detail	Visible		
WLGY-69892	1.2mm		80mm		
Model	Thickness	Assembly Detail	Visible		
WLGY-69893	1.2mm		40mm		

Combination Decorative Profile Series

Model	Thickness	Model	Thickness	Model	Thickness
WLGY-45003	2.0mm	WLGY-45005	2.5mm	WLGY-45006	2.35mm
Model	Thickness	Model	Thickness	Model	Thickness
WLGY-58132	0.85mm	WLGY-58153	1.2mm	WLGY-58154	
Model	Thickness	Model	Thickness	Model	Thickness
WLGY-58155	1.5mm	WLGY-58156	1.5mm	WLGY-58215	2.2mm
Model	Thickness	Model	Thickness	Model	Thickness
WLGY-58220	2.2mm	WLGY-58221	2.2mm	WLGY-58222	2.2mm
Model	Thickness	Model	Thickness	Model	Thickness
WLGY-58223	2.2mm	WLGY-58224	2.2mm	WLGY-58225	2.2mm

Combination Decorative Profile Series

Model WLGY-68081	Thickness 1.5mm	Model WLGY-68082	Thickness 1.5mm	Model WLGY-68083	Thickness 1.5mm
Model WLGY-68084	Thickness 1.5mm	Model WLGY-68085	Thickness 1.5mm		
Assembly Detail			Visible		

Frame Shape Ceiling Series

Model 25141	Thickness 1.2mm	Model 68034	Thickness 0.8mm	Model 25 Series	Thickness
Model WLGY-69259	Thickness 1.2mm	Model WLGY-69260	Thickness 1.0mm	Model 25 Series	Thickness
Model WLGY-25142	Thickness 1.2mm	Model WLGY-25139	Thickness 0.8mm	Model 40 Series	Thickness
Model WLGY-69203	Thickness 1.5mm	Model WLGY-69202	Thickness 1.04mm	Model 50 Series	Thickness

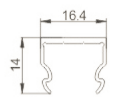


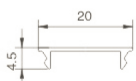
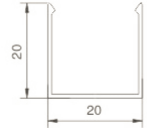


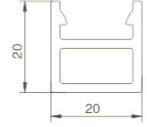
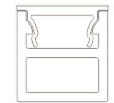

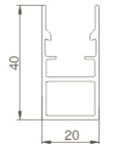

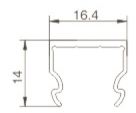


Combination Square Profile Series

Model	Thickness	Model	Thickness	Model	Thickness
WLTH-18186	1.2mm	WLTH-18233	0.8mm	Assembly Detail	
Model	Thickness	Model	Thickness	Model	Thickness
WLTH-18379	1.0mm	WLTH-18380	1.0mm	Assembly Detail	
Model	Thickness	Model	Thickness	Model	Thickness
WLTH-18234	1.5mm	WLTH-18230	1.5mm	Assembly Detail	
Model	Thickness	Model	Thickness	Model	Thickness
WLTH-18234	1.5mm	WLTH-18231	1.5mm	Assembly Detail	
Model	Thickness	Model	Thickness	Model	Thickness
WLTH-18229	1.5mm	WLTH-18232	1.5mm	Assembly Detail	

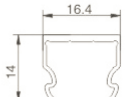


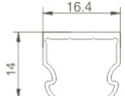


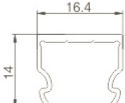
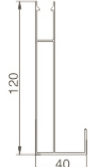

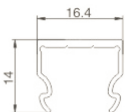


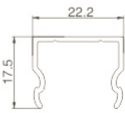
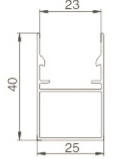

Combination Square Profile Series

Model	Thickness	Model	Thickness	Model	Thickness
WLTH-18229	1.5mm	WLTH-18233	1.5mm	Assembly Detail	
Model	Thickness	Model	Thickness	Model	Thickness
WLTH-18251	1.0mm	WLTH-18250	0.9mm	Assembly Detail	
Model	Thickness	Model	Thickness	Model	Thickness
WLTH-18268	1.2mm	WLTH-18268	1.2mm	Assembly Detail	
Model	Thickness	Model	Thickness	Model	Thickness
WLTH-18117	0.8mm	WLTH-18267	1.5mm	Assembly Detail	
Model	Thickness	Model	Thickness	Model	Thickness
WLTH-18117	0.8mm	WLTH-18116	0.9/1.2/2.0mm	Assembly Detail	

Combination Square Profile Series

					
Model	Thickness	Model	Thickness	Model	Thickness
WLTH-18117	0.8mm	WLTH-18385	1.5mm	Assembly Detail	
					
Model	Thickness	Model	Thickness	Model	Thickness
WLGY-69049	0.8mm	WLGY-69050	0.8mm	Assembly Detail	
					
Model	Thickness	Model	Thickness	Model	Thickness
WLTH-18526		WLTH-18525	2.0mm	Assembly Detail	
					
Model	Thickness	Model	Thickness	Model	Thickness
WLTH-18319	1.2mm	WLTH-18320	1.0/1.5mm	Assembly Detail	
					
Model	Thickness	Model	Thickness	Model	Thickness
WLTH-18117	1.5mm	WLTH-18295	1.0/1.5mm	Assembly Detail	

Combination Square Profile Series

					
Model	Thickness	Model	Thickness	Model	Thickness
WLTH-18117	0.8mm	WLTH-18495	1.5mm	Assembly Detail	
					
Model	Thickness	Model	Thickness	Model	Thickness
WLTH-18117	0.8mm	WLTH-18289	1.0/1.5mm	Assembly Detail	
					
Model	Thickness	Model	Thickness	Model	Thickness
WLTH-18117	0.8mm	WLTH-69612	1.2mm	Assembly Detail	
					
Model	Thickness	Model	Thickness	Model	Thickness
WLTH-18117	0.8mm	WLTH-18478	1.5mm	Assembly Detail	
					
Model	Thickness	Model	Thickness	Model	Thickness
WLTH-18316	1.2mm	WLTH-18398	0.9mm	Assembly Detail	

Combination Square Profile Series

Model	Thickness	Model	Thickness	Model	Thickness
WLTH-18316	1.2mm	WLTH-18451	1.0mm	Assembly Detail	
Model	Thickness	Model	Thickness	Model	Thickness
WLTH-18316	1.2mm	WLTH-18397	0.9mm	Assembly Detail	
Model	Thickness	Model	Thickness	Model	Thickness
WLTH-18316	1.2mm	WLTH-18102	1.0mm	Assembly Detail	
Model	Thickness	Model	Thickness	Model	Thickness
WLTH-18316	1.2mm	WLTH-18315	1.0mm	Assembly Detail	
Model	Thickness	Model	Thickness	Model	Thickness
WLTH-18209	1.2mm	WLTH-18208	1.2mm	Assembly Detail	

Combination Square Profile Series

Model	Thickness	Model	Thickness	Model	Thickness
WLTH-18358	0.7mm	WLTH-18341	1.1mm	Assembly Detail	
Model	Thickness	Model	Thickness	Model	Thickness
WLTH-18119	0.8/1.8mm	WLTH-18120	0.8/1.8mm	Assembly Detail	
Model	Thickness	Model	Thickness	Model	Thickness
WLG-25092	1.85mm	WLG-25093	1.85mm	Assembly Detail	
Model	Thickness	Model	Thickness	Model	Thickness
WLTH-18328	0.9mm	WLTH-18327	0.9mm	Assembly Detail	
Model	Thickness	Model	Thickness	Model	Thickness
WLTH-18328	0.9mm	WLG-69686	1.2mm	Assembly Detail	





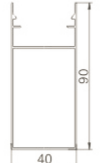

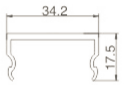
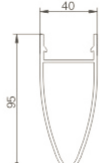


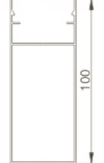

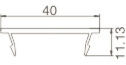


Combination Square Profile Series

Model	Thickness	Model	Thickness	Model	Thickness
WLTH-18069	1.5mm	WLTH-18068	1.0/1.4mm	Assembly Detail	
Model	Thickness	Model	Thickness	Model	Thickness
WLTH-18069	1.5mm	WLTH-18346	1.55mm	Assembly Detail	
Model	Thickness	Model	Thickness	Model	Thickness
WLTH-18069	1.5mm	LX369-202836	1.7mm	Assembly Detail	
Model	Thickness	Model	Thickness	Model	Thickness
WLTH-18237	1.2mm	WLTH-18238	1.2mm	Assembly Detail	
Model	Thickness	Model	Thickness	Model	Thickness
WLTH-18339	1.1mm	WLTH-18340	1.1mm	Assembly Detail	

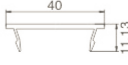


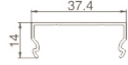






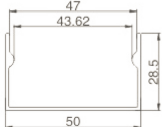

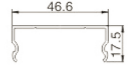
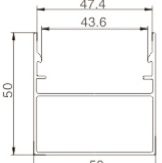

Combination Square Profile Series

Model	Thickness	Model	Thickness	Model	Thickness
WLTH-18060	1.0mm	WLTH-18452	0.8/1.0mm	Assembly Detail	
Model	Thickness	Model	Thickness	Model	Thickness
WLTH-18060	1.0mm	WLTH-18453	1.0mm	Assembly Detail	
Model	Thickness	Model	Thickness	Model	Thickness
WLTH-18060	1.0mm	WLTH-18399	0.8mm	Assembly Detail	
Model	Thickness	Model	Thickness	Model	Thickness
WLTH-18060	1.0mm	WLTH-18061	1.0mm	Assembly Detail	
Model	Thickness	Model	Thickness	Model	Thickness
WLTH-18060	1.0mm	WLTH-18496	15mm	Assembly Detail	

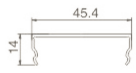
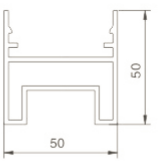
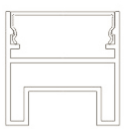

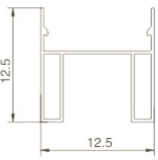
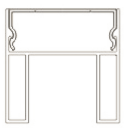
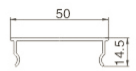
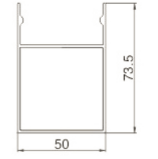

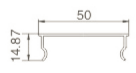
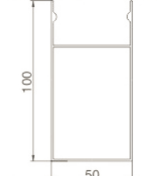
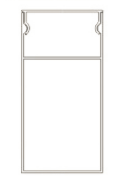
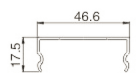
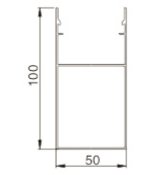

Combination Square Profile Series

					
Model	Thickness	Model	Thickness	Model	Thickness
WLTH-18060	1.0mm	WLTH-18277	1.0/1.2mm	Assembly Detail	
					
Model	Thickness	Model	Thickness	Model	Thickness
WLTH-18060	1.0mm	WLTH-18271	1.0mm	Assembly Detail	
					
Model	Thickness	Model	Thickness	Model	Thickness
WLGY-79287	1.0mm	WLGY-79283	2.2mm	Assembly Detail	
					
Model	Thickness	Model	Thickness	Model	Thickness
WLTH-18060	1.0mm	WLTH-18450	1.0mm	Assembly Detail	
					
Model	Thickness	Model	Thickness	Model	Thickness
WLGY-79306	2.0mm	WLGY-79307	2.3mm	Assembly Detail	

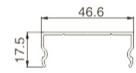
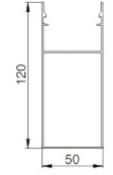

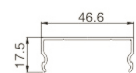
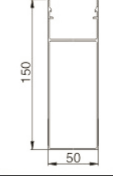

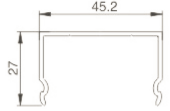



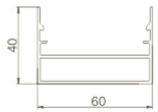


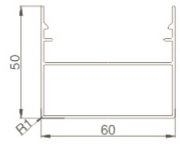
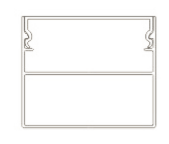
Combination Square Profile Series

					
Model	Thickness	Model	Thickness	Model	Thickness
WLGY-79306	2.0mm	WLGY-79308	2.3mm	Assembly Detail	
					
Model	Thickness	Model	Thickness	Model	Thickness
WLTH-18060	1.0mm	WLTH-18449	1.4mm	Assembly Detail	
					
Model	Thickness	Model	Thickness	Model	Thickness
WLTH-18060	1.0mm	WLTH-18479		Assembly Detail	
					
Model	Thickness	Model	Thickness	Model	Thickness
WLTH-18144	1.5mm	WLTH-18311	1.2mm	Assembly Detail	
					
Model	Thickness	Model	Thickness	Model	Thickness
WLTH-18128	1.2mm	WLTH-18312	1.0/1.3/1.4mm	Assembly Detail	

Combination Square Profile Series

					
Model	Thickness	Model	Thickness	Model	Thickness
WLTH-18482	1.4mm	WLTH-18483	1.0/2.0mm	Assembly Detail	
					
Model	Thickness	Model	Thickness	Model	Thickness
WLTH-18128	1.2mm	WLTH-69682	1.3mm	Assembly Detail	
					
Model	Thickness	Model	Thickness	Model	Thickness
WLTH-18144	1.5mm	WLTH-18145	1.5mm	Assembly Detail	
					
Model	Thickness	Model	Thickness	Model	Thickness
WLTH-18144	1.5mm	WLTH-18149	1.2mm	Assembly Detail	
					
Model	Thickness	Model	Thickness	Model	Thickness
WLTH-18128	1.2mm	WLTH-18129	1.1/1.3mm	Assembly Detail	

Combination Square Profile Series

					
Model	Thickness	Model	Thickness	Model	Thickness
WLTH-18128	1.2mm	WLTH-18130	1.1mm	Assembly Detail	
					
Model	Thickness	Model	Thickness	Model	Thickness
WLTH-18128	1.2mm	WLTH-18127	1.3mm	Assembly Detail	
					
Model	Thickness	Model	Thickness	Model	Thickness
WLTH-18461	1.5mm	211936	1.5mm	Assembly Detail	
					
Model	Thickness	Model	Thickness	Model	Thickness
WLTH-18321	1.5mm	WLTH-18323	1.5mm	Assembly Detail	
					
Model	Thickness	Model	Thickness	Model	Thickness
WLTH-183321	1.5mm	WLTH-18396	1.0/1.1mm	Assembly Detail	




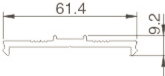


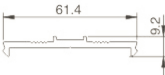



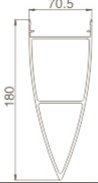

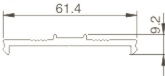
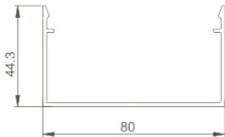

Combination Square Profile Series

Model	Thickness	Model	Thickness	Model	Thickness
WLTH-18321	1.5mm	WLTH-18396	1.0mm	Assembly Detail	
Model	Thickness	Model	Thickness	Model	Thickness
WLGY-69233	1.5mm	WLGY-18234	1.0mm	Assembly Detail	
Model	Thickness	Model	Thickness	Model	Thickness
WLTH-18100	1.0mm	WLTH-18101	0.9mm	Assembly Detail	
Model	Thickness	Model	Thickness	Model	Thickness
WLGY-79193		WLGY-79192	1.4mm	Assembly Detail	
Model	Thickness	Model	Thickness	Model	Thickness
WLTH-18524		WLTH-18523	2.0mm	Assembly Detail	





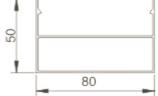


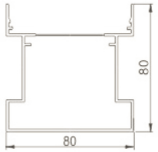
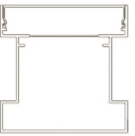

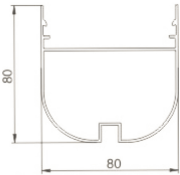
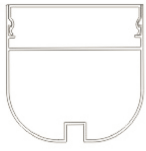

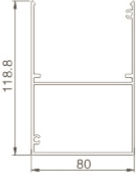

Combination Square Profile Series

Model	Thickness	Model	Thickness	Model	Thickness
WLGY-58277	1.2mm	WLGY-58276	1.2mm	Assembly Detail	
Model	Thickness	Model	Thickness	Model	Thickness
WLTH-18213	1.4mm	WLTH-18497	1.5mm	Assembly Detail	
Model	Thickness	Model	Thickness	Model	Thickness
WLGY-58288	2.0mm	WLGY-58287	1.5mm	Assembly Detail	
Model	Thickness	Model	Thickness	Model	Thickness
WLTH-18093	2.0mm	WLTH-18094	1.5mm	Assembly Detail	
Model	Thickness	Model	Thickness	Model	Thickness
WLTH-18212	1.4mm	WLGY-18213	1.4mm	Assembly Detail	

Combination Square Profile Series

					
Model	Thickness	Model	Thickness	Model	Thickness
WLGY-18212	1.4mm	WLTH-18480	1.5mm	Assembly Detail	
					
Model	Thickness	Model	Thickness	Model	Thickness
WLGY-58338	2.8mm	WLGY-58339	1.3mm	Assembly Detail	
					
Model	Thickness	Model	Thickness	Model	Thickness
WLTH-58338	2.8mm	WLTH-18473	1.2mm	Assembly Detail	
					
Model	Thickness	Model	Thickness	Model	Thickness
WLGY-69901		211280	1.5mm	Assembly Detail	
					
Model	Thickness	Model	Thickness	Model	Thickness
WLTH-58338	2.8mm	WLTH-18477	1.7mm	Assembly Detail	

Combination Square Profile Series

					
Model	Thickness	Model	Thickness	Model	Thickness
WLGY-79195		WLGY-79194	1.4mm	Assembly Detail	
					
Model	Thickness	Model	Thickness	Model	Thickness
WLTH-18444	1.2mm	WLTH-18443	1.2mm	Assembly Detail	
					
Model	Thickness	Model	Thickness	Model	Thickness
WLGY-58279	1.5mm	WLGY-58278		Assembly Detail	
					
Model	Thickness	Model	Thickness	Model	Thickness
WLTH-18344	1.2mm	WLTH-18343	1.4mm	Assembly Detail	
					
Model	Thickness	Model	Thickness	Model	Thickness
WLGY-69352	1.2mm	WLGY-69353	1.9mm	Assembly Detail	


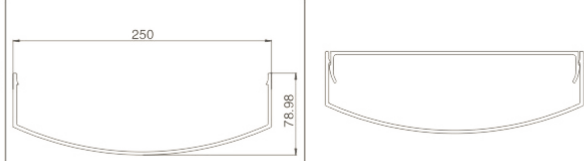


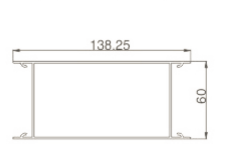
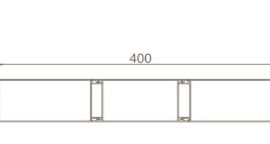
Combination Square Profile Series

Model	Thickness	Model	Thickness	Model	Thickness
WLGY-58242	2.5mm	WLGY-58243	3.0mm	Assembly Detail	
Model	Thickness	Model	Thickness	Model	Thickness
WLTH-18492		WLTH-18471	1.35mm	Assembly Detail	
Model	Thickness	Model	Thickness	Model	Thickness
WLGY-79223		WLGY-79224		Assembly Detail	
Model	Thickness	Model	Thickness	Model	Thickness
WLGY-79223		WLTH-18476	1.5mm	Assembly Detail	
Model	Thickness	Model	Thickness	Model	Thickness
WLTH-18240	1.2mm	WLTH-18239	1.2mm	Assembly Detail	

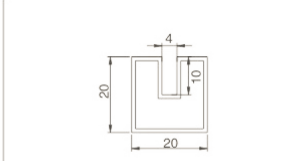
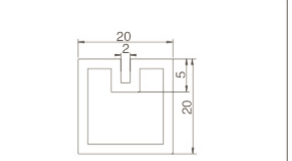
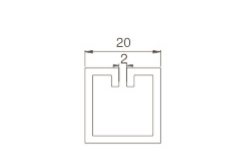
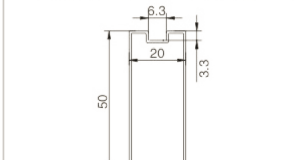
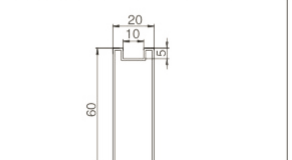
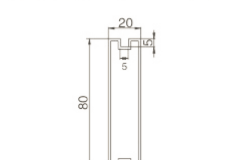
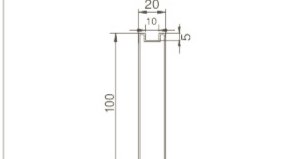
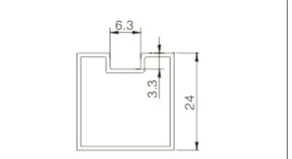
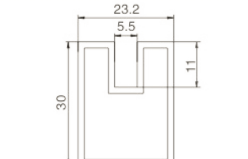
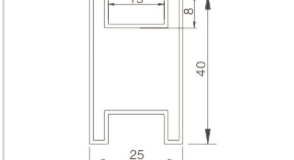
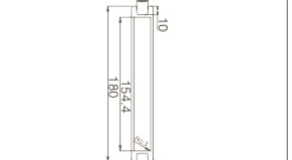
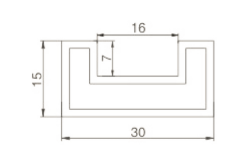
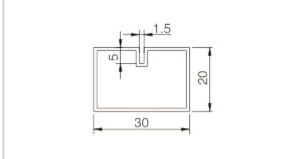
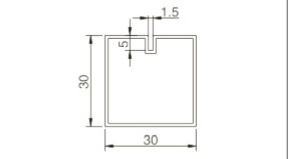
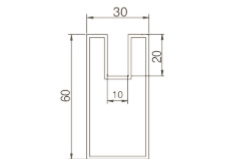
Combination Square Profile Series

Model	Thickness	Model	Thickness	Model	Thickness
WLTH-18303	2.0mm	WLTH-18304	2.0mm	Assembly Detail	
Model	Thickness	Model	Thickness	Model	Thickness
WLTH-18240	1.2mm	WLTH-18460	1.5mm	Assembly Detail	
Model	Thickness	Model	Thickness	Model	Thickness
WLGY-79207		212580		Assembly Detail	
Model	Thickness	Model	Thickness	Model	Thickness
WLTH-18303	2.0mm	215529		Assembly Detail	
Model	Thickness	Model	Thickness	Model	Thickness
WLGY-69357	1.8mm	WLGY-69358	1.8mm	Assembly Detail	

Combination Square Profile Series

					
Model	Thickness	Model	Thickness	Model	Thickness
213103	2.6mm	213102	3.0mm	Assembly Detail	
					
Model	Thickness	Model	Thickness	Model	Thickness
WLG-79513	1.4mm	WLG-79514	1.4mm	Assembly Detail	
Model	Thickness	Model	Thickness	Model	Thickness
Model	Thickness	Model	Thickness	Model	Thickness
Model	Thickness	Model	Thickness	Model	Thickness
Model	Thickness	Model	Thickness	Model	Thickness

Female Aluminum Profile Series

					
Model	Thickness	Model	Thickness	Model	Thickness
WLG-79230	1.0mm	WLG-69232	2.0mm	WLG-69267	2.0mm
					
Model	Thickness	Model	Thickness	Model	Thickness
WLG-58373	0.8mm	WLG-68145	0.9mm	WLG-58012	1.4mm
					
Model	Thickness	Model	Thickness	Model	Thickness
WLG-68007	1.0mm	WLG-58372	0.8mm	WLG-58401	1.5mm
					
Model	Thickness	Model	Thickness	Model	Thickness
WLG-69762	1.0mm	WLG-201243	2.8mm	WLG-69362	1.5mm
					
Model	Thickness	Model	Thickness	Model	Thickness
WLG-58392	1.0mm	WLG-58393	1.0mm	WLG-58478	1.45mm

Female Aluminum Profile Series

Model WLGY-69365	Thickness 1.5mm	Model WLGY-69320	Thickness 1.5mm	Model WLGY-68017	Thickness 1.8mm
Model WLGY-68118	Thickness 1.2mm	Model LX369-190393	Thickness 2.3mm	Model WLGY-69195	Thickness 2.0mm
Model WLGY-79060	Thickness 1.4mm	Model WLGY-69279	Thickness 1.1mm	Model WLGY-69620	Thickness 2.5mm
Model WLGY-69621	Thickness 2.5mm	Model WLGY-69102	Thickness 0.9mm	Model WLGY-69984	Thickness 2.0mm
Model WLGY-58269	Thickness 2.0mm	Model WLGY-58305	Thickness 1.03/1.5mm	Model WLGY-58318	Thickness 1.0mm

Female Aluminum Profile Series

Model WLGY-58167	Thickness 1.0/1.2mm	Model WLGY-68183	Thickness 1.5mm	Model WLGY-79311	Thickness 1.1mm
Model WLGY-79048	Thickness 1.4mm	Model WLGY-79379	Thickness 1.5mm	Model WLGY-68123	Thickness 1.0mm
Model WLGY-79075	Thickness 1.95mm	Model WLGY-68306	Thickness 2.0mm	Model WLGY-58230	Thickness 1.5mm
Model WLGY-58175	Thickness 1.2mm	Model WLGY-68056	Thickness 1.4mm	Model WLGY-58396	Thickness 0.9mm
Model WLGY-58411	Thickness 4.5mm	Model WLGY-69899	Thickness 0.8mm	Model WLGY-79130	Thickness 1.0mm

Female Aluminum Profile Series

			Model	Thickness	Model	Thickness	Model	Thickness
WLGY-58106	1.4mm	WLGY-58191	1.5mm	WLGY-69364	1.5mm			
			Model	Thickness	Model	Thickness	Model	Thickness
WLGY-69363	1.5mm	WLGY-69518	2.0mm	WLGY-58511	1.0mm			
			Model	Thickness	Model	Thickness	Model	Thickness
WLGY-69782	3.0mm	WLGY-58474	1.8mm	WLGY-79482	2.0mm			
			Model	Thickness	Model	Thickness	Model	Thickness
WLGY-79176	1.35mm	WLGY-79377	2.0mm	WLGY-58479	1.45mm			
			Model	Thickness	Model	Thickness	Model	Thickness
WLGY-69361	2.0mm	WLGY-58192	1.5mm	WLGY-79310	1.4mm			

Female Aluminum Profile Series

			Model	Thickness	Model	Thickness	Model	Thickness
WLGY-79131	2.0mm	WLGY-79309	1.4mm	WLGY-69215	1.4mm			
			Model	Thickness	Model	Thickness	Model	Thickness
WLGY-191402	3.0mm	WLGY-58051	1.95mm	WLGY-69341	2.5mm			
			Model	Thickness	Model	Thickness	Model	Thickness
WLGY-180907	2.6mm	WLGY-79241	0.9mm	WLGY-58101	1.2mm			
			Model	Thickness	Model	Thickness	Model	Thickness
WLGY-69136	1.8mm	WLGY-58313	1.1mm	WLGY-68009	1.0/1.5mm			
			Model	Thickness	Model	Thickness	Model	Thickness
WLGY-69295	2.0mm	60X200	3.0mm	WLGY-69323	1.5mm			

Female Aluminum Profile Series

Model WLGY-69350	Thickness 2.8mm	Model WLGY-79367	Thickness 1.35mm	Model WLGY-69076	Thickness 1.8mm
Model WLGY-200485	Thickness 2.0mm	Model WLGY-58232	Thickness 1.35mm	Model WLGY-15060	Thickness 1.4mm
Model WLTH-18066	Thickness 1.3mm	Model WLGY-69137	Thickness 1.8mm	Model WLGY-69879	Thickness 1.85mm
Model WLGY-69110	Thickness 2.5mm	Model WLGY-58356	Thickness 1.2mm	Model WLGY-79378	Thickness 2.0mm
Model WLGY-58422	Thickness 2.0mm	Model WLGY-69744	Thickness 2.0mm	Model WLGY-58395	Thickness 1.2mm

Female Aluminum Profile Series

Model WLGY-58293	Thickness 1.4mm	Model WLGY-69129	Thickness 1.35mm	Model WLGY-191992	Thickness 3.0mm
Model 213355	Thickness 2.3mm	Model 250X100	Thickness 4.0mm	Model WLGY-15059	Thickness 1.4mm
Model 200X120	Thickness 2.5mm	Model WLGY-191949	Thickness 1.85mm	Model WLGY-1191950	Thickness 1.85mm
Model WLGY-212378	Thickness 3.0mm	Model WLGY-182486	Thickness 2.5mm	Model WLGY-68271	Thickness 1.9mm
Model WLGY-69253	Thickness 1.8mm	Model WLGY-68270	Thickness 1.9mm	Model WLGY-68268	Thickness 1.9mm

Female Aluminum Profile Series

Model	Thickness	Model	Thickness	Model	Thickness
WLGY-68144	1.8mm	WLGY-58143	1.8mm	WLGY-58207	1.7mm
Model	Thickness	Model	Thickness	Model	Thickness
WLGY-69252	1.8mm	WLGY-68269	1.9mm		
Model	Thickness	Model	Thickness	Model	Thickness
Model	Thickness	Model	Thickness	Model	Thickness
Model	Thickness	Model	Thickness	Model	Thickness

Stiffener Series

Model	Thickness	Model	Thickness	Model	Thickness
WLGY-68200	1.0mm	WLGY-58205	0.6mm	WLGY-58062	1.0mm
Model	Thickness	Model	Thickness	Model	Thickness
WLGY-58544	0.9mm	WLGY-58447	1.35mm	WLGY-58455	1.0mm
Model	Thickness	Model	Thickness	Model	Thickness
WLGY-58048		WLGY-58381	1.0mm	WLGY-58536	1.5mm
Model	Thickness	Model	Thickness	Model	Thickness
WLGY-58290	0.8mm	WLGY-58382	1.2mm	WLGY-69617	1.2mm
Model	Thickness	Model	Thickness	Model	Thickness
WLGY-58357	1.2mm	WLGY-58358		WLGY-69443	1.7mm

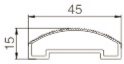
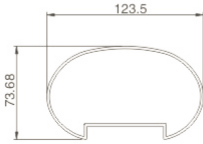
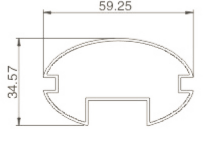
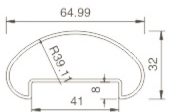
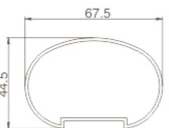
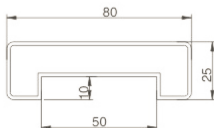
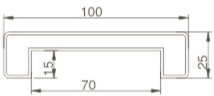
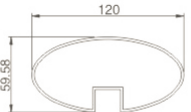
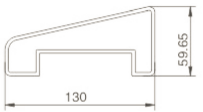
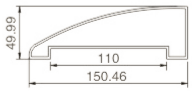
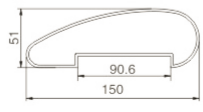
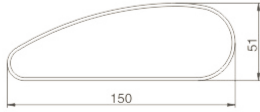
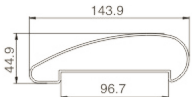
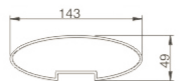
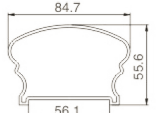
Stiffener Series

Model WLGY-58289	Thickness 0.9mm	Model WLGY-69277	Thickness 1.5mm	Model WLGY-69278	Thickness 1.0mm
Model WLGY-69337	Thickness 1.1mm	Model WLGY-69277	Thickness 0.7m	Model WLGY-69278	Thickness 1.9mm
Model WLGY-58548	Thickness 1.1mm	Model WLGY-68202	Thickness 3.8m	Model WLGY-58547	Thickness 1.9mm
Model WLGY-69534	Thickness 2.0mm	Model WLGY-58324	Thickness 1.4m	Model WLGY-58525	
Model WLGY-68071	Thickness 3mm	Model WLGY-58425	Thickness 2.9m	Model WLGY-58211	Thickness 2.8m

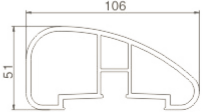
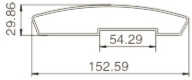
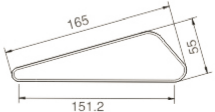
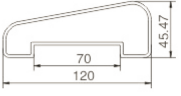
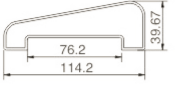
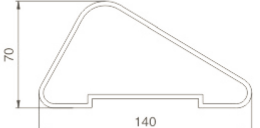
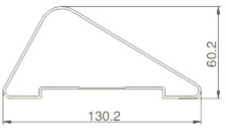
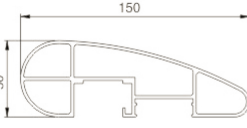
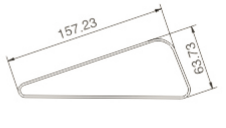

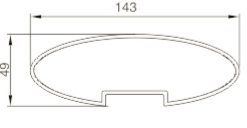
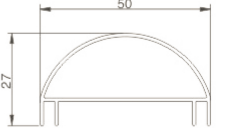
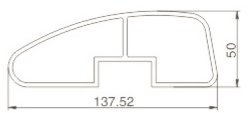
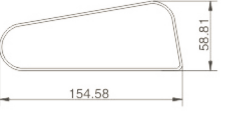
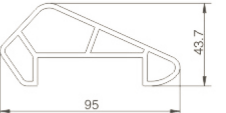
Stiffener Series

Model WLGY-58448	Thickness 2.95mm	Model WLGY-68072	Thickness 3mm	Model WLGY-58476	Thickness 0.8mm
Model WLGY-58486	Thickness 2.0mm	Model WLGY-58057	Thickness 1.0mm	Model WLGY-69489	Thickness 1.2/1.5mm
Model WLGY-79136	Thickness 2.3mm				
Model	Thickness	Model	Thickness	Model	Thickness
Model	Thickness	Model	Thickness	Model	Thickness

Aluminum Handrail Profile Series

					
Model WLGY-58133	Thickness 1.5mm	Model WLGY-69531	Thickness 2.0mm	Model WLGY-79110	Thickness 1.0mm
					
Model WLGY-69294	Thickness 1.4mm	Model WLGY-69626	Thickness 1.5mm	Model WLGY-79354	Thickness 1.5mm
					
Model WLGY-79355	Thickness 1.5mm	Model WLGY-69629	Thickness 2.0mm	Model WLGY-79353	Thickness 3.0mm
					
Model WLGY-58187	Thickness 2.0mm	Model WLGY-58273	Thickness 2.2mm	Model WLGY-69627	Thickness 2.2mm
					
Model WLGY-58284	Thickness 1.8mm	Model WLGY-78033	Thickness 2.4mm	Model WLGY-58340	Thickness 1.9mm

Aluminum Handrail Profile Series

					
Model WLTH-69194	Thickness 2.9mm	Model WLGY-58453	Thickness 1.8mm	Model WLGY-68130	Thickness 2.0mm
					
Model WLGY-68264	Thickness 2.4mm	Model WLGY-68265	Thickness 1.8mm	Model WLGY-69423	Thickness 2.9mm
					
Model WLGY-69424	Thickness 1.5mm	Model WLGY-68281	Thickness 2.0mm	Model WLGY-68086	Thickness 2.0mm
					
Model WLGY-69342	Thickness 3.0mm	Model WLGY-78033	Thickness 2.4mm	Model WLGY-15110	Thickness 1.0mm
					
Model WLGY-69349	Thickness 2.8mm	Model WLGY-69055	Thickness 2.0mm	Model WLGY-69125	Thickness 3.0mm

Aluminum Handrail Profile Series

Model WLGY-69444	Thickness 2.4mm	Model WLGY-69280	Thickness 2.5mm	Model WLGY-69713	Thickness 1.2mm
Model WLGY-69837	Thickness 3.0mm	Model WLGY-69838	Thickness 3.0mm	Model WLGY-191983	Thickness
Model WLGY-79350	Thickness 1.2mm	Model WLGY-69662	Thickness 2.5mm	Model QY-005-267	Thickness 2.2mm
Model WLGY-69193	Thickness 1.9mm	Model WLGY-69926	Thickness 2.5mm	Model WLGY-45055	Thickness 2.5mm
Model	Thickness	Model	Thickness	Model	Thickness

W Shape Clip Profile Series

Model WLGY-58059	Thickness 1.0mm	Model WLGY-79232	Thickness 1.0mm	Model WLGY-69878	Thickness 1.0mm
Model WLGY-69083	Thickness 1.0mm	Model WLGY-69108	Thickness 1.0mm	Model WLGY-69835	Thickness 0.75mm
Model WLGY-69223	Thickness 1.0mm	Model WLGY-58046	Thickness 0.8mm	Model WLGY-69396	Thickness 0.93mm
Model WLGY-58374	Thickness 1.5mm	Model WLGY-69124	Thickness 0.9mm	Model WLGY-58299	Thickness 0.7/0.9mm
Model WLGY-68057	Thickness 1.5mm	Model WLGY-58414	Thickness 1.0mm	Model QY-005-243	Thickness 0.7mm
Model	Thickness	Model	Thickness	Model	Thickness

W Shape Clip Profile Series

Model WLGY-68323	Thickness 2.5mm	Model WLGY-25031	Thickness 0.7mm	Model WLGY-25120	Thickness 1.2mm
Model WLGY-69205	Thickness 2.9mm	Model WLGY-69019	Thickness 2.0mm	Model WLGY-79089	
Model WLGY-69020	Thickness 2.0mm	Model WLGY-69875	Thickness Tick The Border	Model WLGY-69876	Thickness Tick The Border
Model WLGY-58050	Thickness 1.3mm	Model WLGY-68290	Thickness 0.8mm	Model WLGY-69797	
Model WLGY-79088	Thickness	Model WLGY-68235	Thickness 1.0mm	Model WLGY-69663	Thickness 1.0mm

W Shape Clip Profile Series

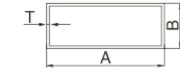
Model WLGY-69664	Thickness 1.0mm	Model WLGY-68021	Thickness 1.0mm	Model WLGY-69430	Thickness
Model WLGY-69173	Thickness 1.0mm	Model WLGY-69169	Thickness 1.0mm	Model WLGY-69822	Thickness 1.2mm
Model WLGY-69823	Thickness 1.2mm	Model WLGY-69942	Thickness 1.0mm	Model WLGY-69051	Thickness 1.3mm
Model WLGY-69740	Thickness 1.0mm				
Model	Thickness	Model	Thickness	Model	Thickness

Round Tube Profile Series




SN	L1outer diameter(mm)	Thickness(mm)	Remarks
1	10	0.5	
2	15	1.0	
		1.5	
3	22	0.9	
4	22.4	2.5	
5	23	2.8	
6	24	1.0	
7	28	0.9	
8	30	1.1	
9	30.2	0.9	
10	32	2.5	
11	34.5	4.0	
12	35	1.5	
13	40	1.0	
14	40.8	2.9	
15	44	1.0	
16	44.5	5.6	
17	45	2.0	
18	46	0.9	
19	47	1.0	
20	50	1.0	
		1.9	
21	53	0.8	
		1.2	
22	54	1.4	
		1.0	
23	60	3.0	
		0.8	
24	62.1	0.8	
25	65	1.4	
		3.0	
26	66.3	1.0	
27	69	0.8	
		1.0	
28	69.4	1.0	
29	70.7	1.65	
30	71	2.0	
31	72.2	2.4	
32	80	1.0	
		1.5	

Square Tube Series



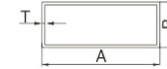
SN	L1Length (mm)	L2Widness (mm)	Thickness (mm)	Remarks
1	10	10	1.0	
2	15	10	1.2	
3	15	15	1.0	
			1.5	
			2.0	
			2.5	
			1.0	
4	20	10	1.5	
			2.0	
			1.0	
5	20	15	2.0	
			0.8	
6	20	20	1.0	
			1.2	
			1.4	
			1.5	
			2.0	
			3.0	
7	24	24	1.9	
8	25	11	3.0	
9	25	13	0.8	
			1.5	
			1.8	
10	25	15	1.4	
11	25	16	2.0	
12	25	20	0.8	
			1.0	
			1.2	
			1.4	
			2.0	
13	25	25	0.7	
			0.8	
			1.0	
			1.2	
			1.4	
			1.6	
			2.0	
			3.0	
14	27.5	10	1.5	
15	30	10	0.8	
			0.9	

Square Tube Series




SN	L1Length (mm)	L2Wideness (mm)	Thickness (mm)	Remarks
31	36.5	28	2.0	
32	37	27	1.0	
33	37	36.5	1.1	
34	38	25	0.7	
			0.8	
			1.0	
			1.2	
			1.4	
			1.5	
			2.0	
			2.4	
			3.0	
			1.0	
35	38	38	1.1	
			1.2	
			1.4	
			1.8	
			2.0	
			2.7	
			1.5	
36	38.5	29.5	1.5	
37	40	10	1.2	
			2.0	
38	40	15	0.7	
			1.0	
			1.5	
			2.0	
39	40	20	0.7	
			0.8	
			1.0	
			1.2	
			1.4	
			2.0	
			2.4	
			3.0	
40	40	24	4.5	
41	40	25	0.8	
			0.9	
			2.0	
			3.0	
42	40	30	0.9	

Square Tube Series



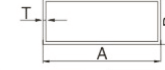
SN	L1Length (mm)	L2Wideness (mm)	Thickness (mm)	Remarks
57	50	25	0.8	
			1.0	
			1.2	
			1.4	
			1.8	
			2.0	
			3.0	
			0.8	
			1.0	
			1.1	
58	50	30	1.2	
			1.5	
			1.6	
			1.9	
			2.0	
			2.1	
			3.0	
			1.8	
59	50	35	6.7	
60	50	40	0.8	
			1.0	
			1.2	
			1.5	
			3.0	
61	50	45	0.8	
62	50	50	0.6	
			0.8	
			1.0	
			1.2	
			1.4	
			1.7	
			1.9	
			2.0	
			2.5	
			3.0	
			3.5	
			4.0	
			5.0	
63	55	14	2.0	
64	56.5	26.5	1.5	
65	60	10	1.5	
66	60	15	0.5	
67	60	19	0.7	
68	60	20	0.6	
			0.8	
			1.0	
			1.2	
			1.5	
			1.8	
2.5				
69	60	25	1.0	
			1.1	
			1.2	
			1.8	
			3.0	
70	60	30	0.8	
			0.9	
			1.0	
			1.1	
			1.2	
			1.4	
71	60	36.5	1.5	
			1.6	
			1.8	
			2.0	
			0.8	
			1.0	
			1.2	
			1.4	
			1.5	
			2.0	
72	60	40	0.8	
			1.0	
			1.2	
			1.4	
			1.5	
			2.0	
			2.8	
			3.0	
4.0				
73	60	45	3.0	
74	60	50	1.2	

Square Tube Series




SN	L1Length (mm)	L2Wideness (mm)	Thickness (mm)	Remarks
75	60	50	3.5	
76	60	60	1.0	
			1.2	
			1.5	
			1.6	
			2.0	
			2.5	
			2.8	
			3.0	
6.0				
77	62	18	4.0	
78	62.6	25	1.0	
79	63	63	1.1	
80	64	25	1.0	
81	65	10	1.5	
82	65	16	1.1	R角
83	65	20	1.9	
84	65	25	3.0	
85	65	30	3.0	
86	65	25	1.8	
			3.0	
87	65	35	5.0	
88	67	44	1.2	
89	68	18	0.8	
			1.0	
90	70	10	1.0	
			1.5	
			2.5	
91	70	20	1.0	
			1.2	
92	70	25	1.2	
			2.0	
93	70	30	0.8	
			1.0	
94	70	35	0.8	
			2.0	
95	70	40	1.9	
96	70	44	1.4	
97	70	45	3.0	
98	70	50	0.9	
			1.5	

Square Tube Series



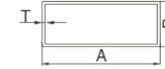
SN	L1Length (mm)	L2Wideness (mm)	Thickness (mm)	Remarks
99	70	50	2.0	
			1.0	
			2.0	
			1.8	
			2.0	
100	70	60	1.0	
101	70	70	2.0	
102	74.8	74.8	2.0	
103	75	25	1.8	
			2.0	
104	75	50	0.9	
			2.0	
105	75	75	2.0	
106	76	25	0.8	
			0.9	
			1.0	
			1.2	
			1.4	
107	76	44	1.8	
			2.0	
			3.0	
108	76	76	0.9	
			1.0	
			1.2	
			1.5	
			2.0	
109	80	10	1.0	
			1.2	
			1.4	
			2.0	
			3.0	
110	80	15	0.9	
			1.8	
111	80	20	1.0	
			1.8	
			1.0	
			2.0	
			3.5	
112	80	25	0.8	
			1.0	
			1.2	
			1.5	
			1.8	
113	80	25	0.8	
			0.9	
			1.2	
			1.4	
			1.5	
114	80	30	0.8	
			0.9	
			1.2	
			1.4	
			1.5	
115	80	40	1.8	
			2.2	
			0.8	
			0.9	
			1.0	
116	80	44	1.2	
			1.4	
			3.0	
			0.8	
			1.0	
117	80	50	1.2	
			1.4	
			3.0	
			0.8	
			0.9	
118	80	60	1.0	
			1.2	
			1.8	
			2.0	
			3.5	
119	80	80	1.0	

Square Tube Series




SN	L1Length (mm)	L2Wideness (mm)	Thickness (mm)	Remarks		
145	100	20	0.8			
			1.0			
			1.1			
			1.5			
			1.8			
			2.0			
			3.8			
146	100	25	0.7			
			0.8			
			1.0			
			1.2			
			1.4			
			2.0			
147	100	30	0.8			
			0.9			
			1.0			
			1.2			
			1.5			
			1.9			
			2.7			
148	100	35	1.0			
149	100	38	3.0			
			5.0			
150	100	40	0.8			
			0.9			
			1.0			
			1.1			
			1.2			
			1.4			
			2.0			
			4.0			
151	100	44	1.0			
			1.2			
			1.4			
			1.8			
			2.0			
			3.0			
152	100	50	0.8			
			0.9			
153	100	50	1.0			
			1.1			
			1.2			
			1.5			
			1.8			
			2.0			
			2.5			
			2.9			
			3.0			
			3.8			
154	100	60	0.9			
			1.0			
			1.1			
			1.2			
			1.4			
			1.5			
			2.0			
			2.4			
			3.0			
			4.0			
155	100	65	2.0			
156	100	75	3.0	R角		
157	100	80	1.2			
			1.4			
			1.8			
			2.0			
			3.0			
			5.0			
158	100	100	1.0			
			1.2			
			1.4			
			1.5			
			2.0			
			2.6			
			3.0			
			4.0			
159	102	45	1.0			

Square Tube Series



SN	L1Length (mm)	L2Wideness (mm)	Thickness (mm)	Remarks
160	106	106	2.2	
161	110	40	1.5	
162	112	25	1.2	
163	112	112	4.0	
164	120	20	1.2	
			1.0	
			1.2	
			1.8	
165	120	25	2.0	
			1.8	
			1.1	
			1.4	
166	120	30	1.8	
			2.5	
			2.8	
167	120	38	2.8	
168	120	40	1.2	
			1.4	
			1.7	
			1.9	
			2.5	
			3.0	
169	120	50	1.0	
			1.2	
			1.4	
			1.8	
			2.0	
170	120	60	1.1	
			1.2	
			1.4	
			1.8	
			2.0	
			3.0	
171	120	70	1.4	
172	120	80	1.2	
			1.4	
			1.8	
			2.0	
			3.0	
173	120	100	1.8	
174	120	120	1.8	
			2.0	
175	120	120	3.0	
			4.0	
176	125	50	2.0	
177	130	30	1.4	
178	130	45	1.4	
179	130	70	1.5	
180	130	100	2.4	
			2.0	
181	130	130	4.0	
			1.8	
182	135	60	2.0	
			1.0	
183	140	25	1.2	
184	140	25	1.2	
185	140	35	1.2	
186	140	40	1.2	
187	140	44	1.2	
188	140	50	2.2	
189	140	70	1.4	
190	145	30	1.2	
191	145	40	1.2	
192	150	20	1.2	
			1.9	
193	150	25	1.2	
			1.5	
			3.0	
194	150	30	1.2	
			1.4	
			1.5	
			1.9	
			2.5	
195	150	40	1.2	
			1.4	
			1.8	
196	150	50	1.2	
			1.5	
			2.0	
			2.5	
			3.0	
197	150	60	3.9	
			1.4	
			1.5	
			1.8	

Square Tube Series



SN	L1Length (mm)	L2Wideness (mm)	Thickness (mm)	Remarks
198	150	70	1.6	
199	150	75	1.6	
			1.9	
			2.2	
			3.0	
200	150	80	1.6	
			1.8	
			2.0	
			2.5	
201	150	100	2.9	
			1.9	
			2.2	
202	150	150	3.0	
			2.1	
			2.5	
203	154	60.5	3.0	
204	155.4	74.4	2.0	
205	157	61.5	2.3	
206	160	80	2.0	
207	161.4	62.7	2.0	
208	160	160	2.5	
209	165	25	3.2	
210	170	85	1.8	
211	180	10	2.0	日字管
212	180	40	2.0	日字管
213	180	60	2.4	
214	180	75	2.5	
215	180	80	2.0	
216	190	76	2.5	
			3.0	
217	195	195	1.6	日字管
218	200	20	3.0	
			1.7	
219	200	30	2.0	
			2.0	
220	200	50	2.5	
			1.9	
221	200	60	3.0	
			2.0	
222	200	70	2.0	

Square Tube Series



SN	L1Length (mm)	L2Wideness (mm)	Thickness (mm)	Remarks
223	200	75	2.0	
224	200	80	2.3	
			2.5	
225	200	100	2.2	
			2.5	
			3.0	
226	200	150	4.0	
227	200	180	3.2	
228	200	200	3.1	
			4.0	
			5.0	
229	210	40	2.5	
230	225	50	3.1	
231	240	53	3.0	
232	250	40	3.0	
233	250	50	2.9	
			3.2	
233	250	60	3.1	
234	250	70.5	3.2	
235	250	100	3.2	
			4.0	
236	250	120	3.1	
237	250	150	3.0	
			3.6	
238	250	200	3.6	
239	300	40	2.8	
240	300	50	3.0	
			4.0	
241	300	80	3.2	
			4.0	
242	300	100	3.2	
			3.6	
243	300	120	3.6	
			3.6	
244	300	150	4.1	
			3.5	
245	300	160	3.5	
246	300	180	3.5	
247	300	200	4.0	
248	350	50	4.2	

PERMAWOOD

Foshan Multishades Group Co., Limited

UAE

Warehouse 12, Plot No. 598-1167,
Dubai Investments Park 1, Dubai,
UAE

Tel: +971 4 579 3877

Mob: +971 50 429 1995

Email: info@multishades.ae

Qatar

Industrial Area, PO 6232, Doha,
Qatar

Tel: +974 3322 1130

Email: info@multishades.qa

Web: www.multishades.qa

China

1st Floor, Qiwei Building Material, ShiBei
Industry Area, ShiShan Town, Nanhai
District, Foshan, China

Tel: +86 159 1871 3187

Email: info@ctecmetal.com

Web: www.multishades.cn

Turkey

Yeşilköy Mah., Atatürk Cad. İDTM İş
Blokları A1 Blok 10/2 D:371-372, 34149,
Bakırköy, İstanbul, Turkey

Tel: +90 531 293 17 04

Email: info@multishades.com.tr

Web: www.multishades.com.tr



@multishades.ae

www.multishades.ae